

# Towards cumulative evidence and reproducible meta-analyses

## Introduction and demonstration of PsychOpen CAMA

**Research Synthesis Conference, May 20th, 2021**

**Presenter:**

Tanja Burgard,  
ZPID – Leibniz Institute for Psychology  
tb@leibniz-psychology.org

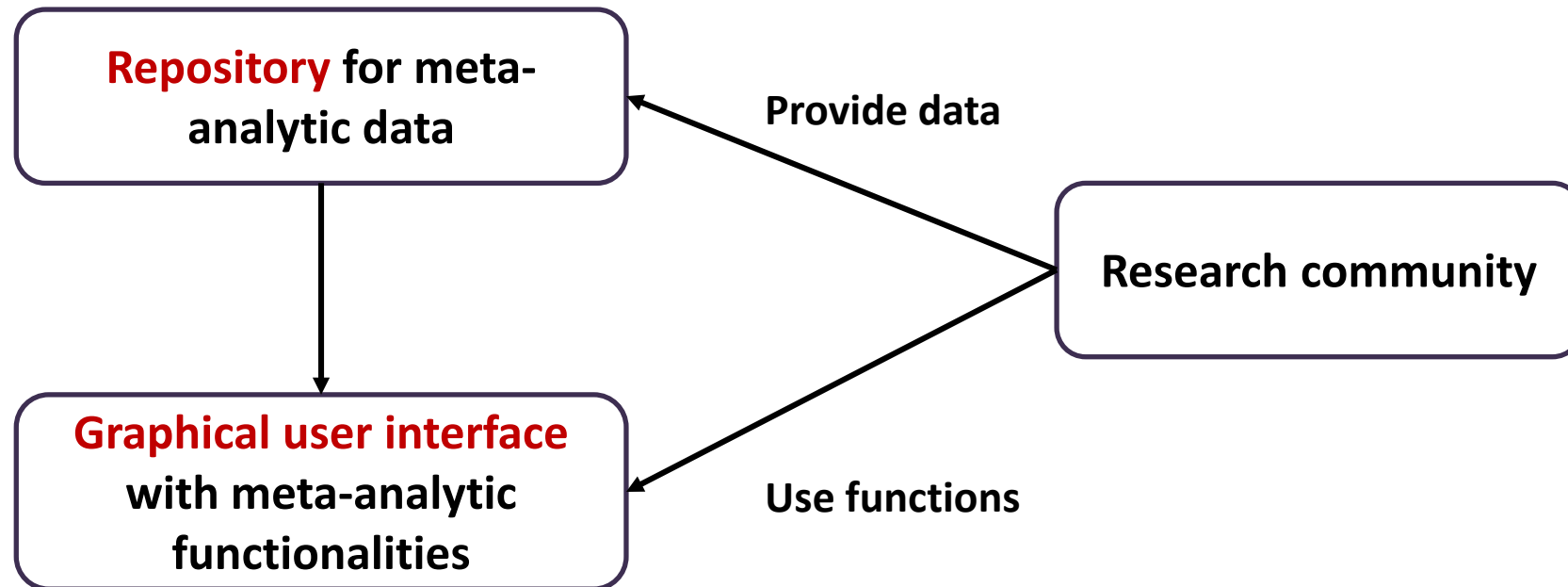
Tanja Burgard

Michael Bosnjak

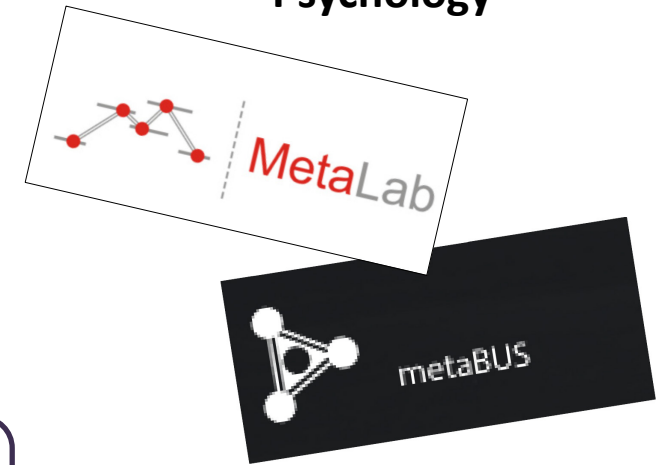
Robert Studtrucker

# The basic concept of CAMA

**CAMA = C**ommunity **A**ugmented **M**eta-**A**nalysis

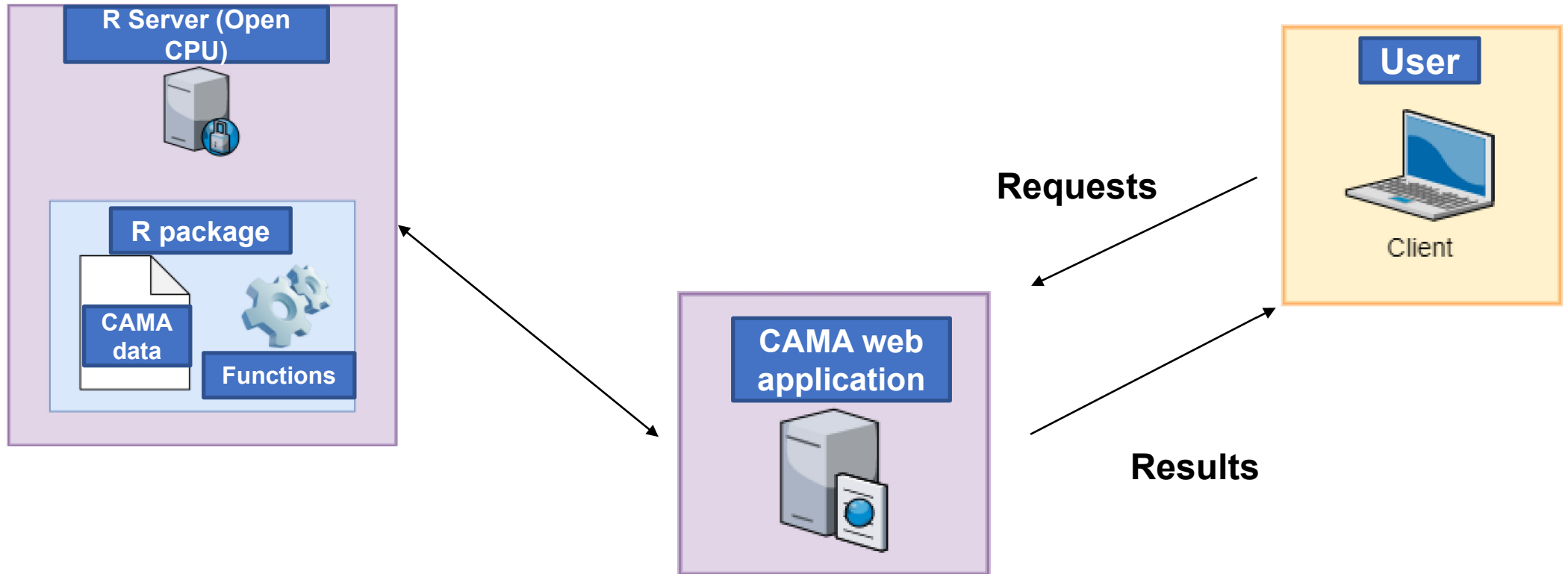


Other CAMA systems in Psychology



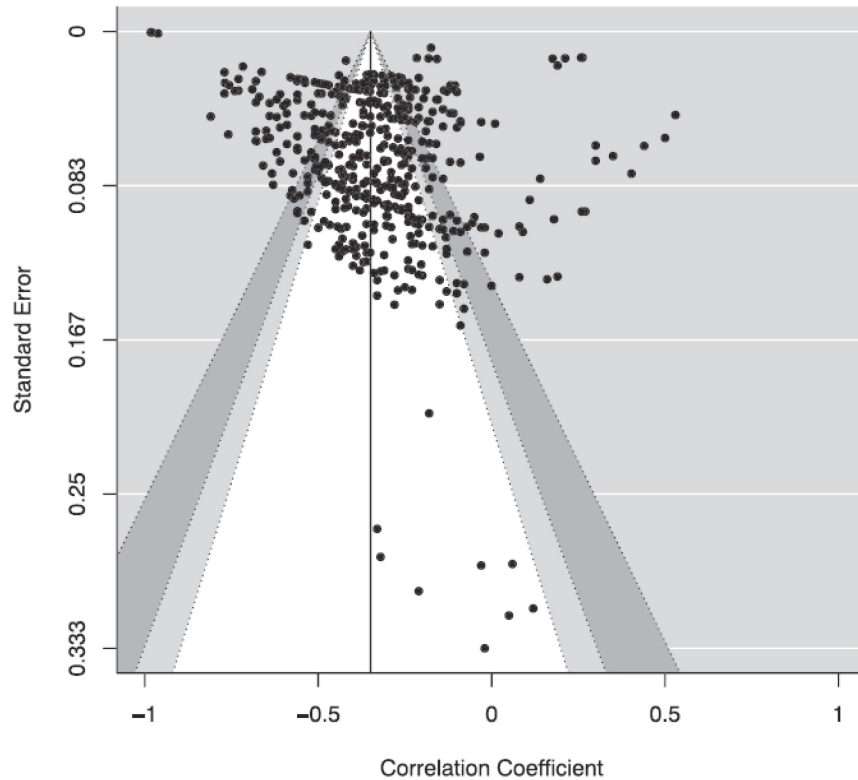
Source: Burgard, Bosnjak, & Studtrucker (2021), Tsuji, Bergmann, & Cristia (2014)

# The architecture of PsychOpen CAMA



Source: Burgard, Bosnjak, & Studtrucker (under review)

# Starting point: Print publication and results



Source: Emmer, Bosnjak, & Mata (2020)

Received: 14 March 2019 | Revised: 26 June 2019 | Accepted: 14 July 2019  
DOI: 10.1111/obr.12935

**OBEESITY COMORBIDITY**

**OBEESITY**  
Reviews **WILEY**

## The association between weight stigma and mental health: A meta-analysis

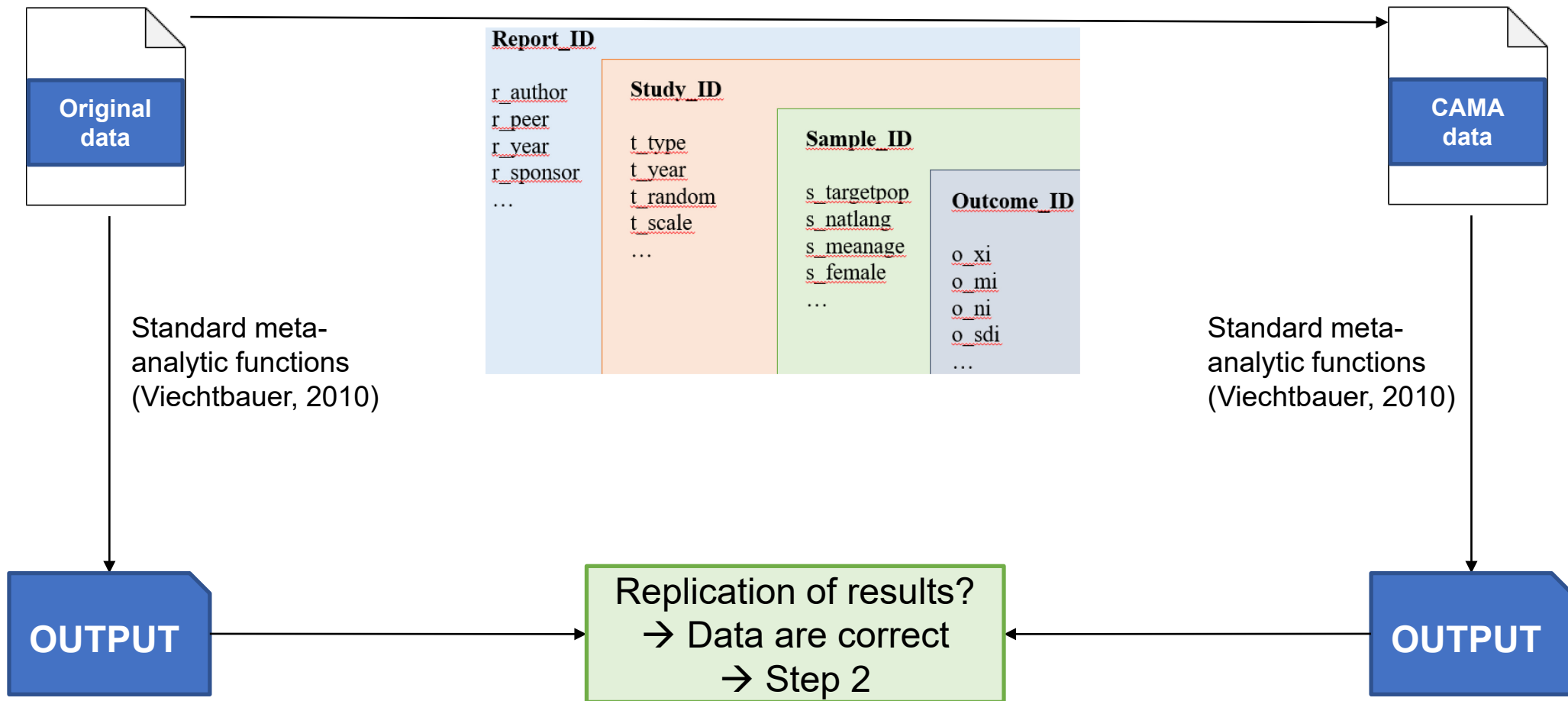
Christine Emmer<sup>1</sup> | Michael Bosnjak<sup>2</sup> | Jutta Mata<sup>1</sup>

Separate Three-Level Meta-Analyses Under Random Effects Assumption for the Types of Weight Stigma and Mental Health

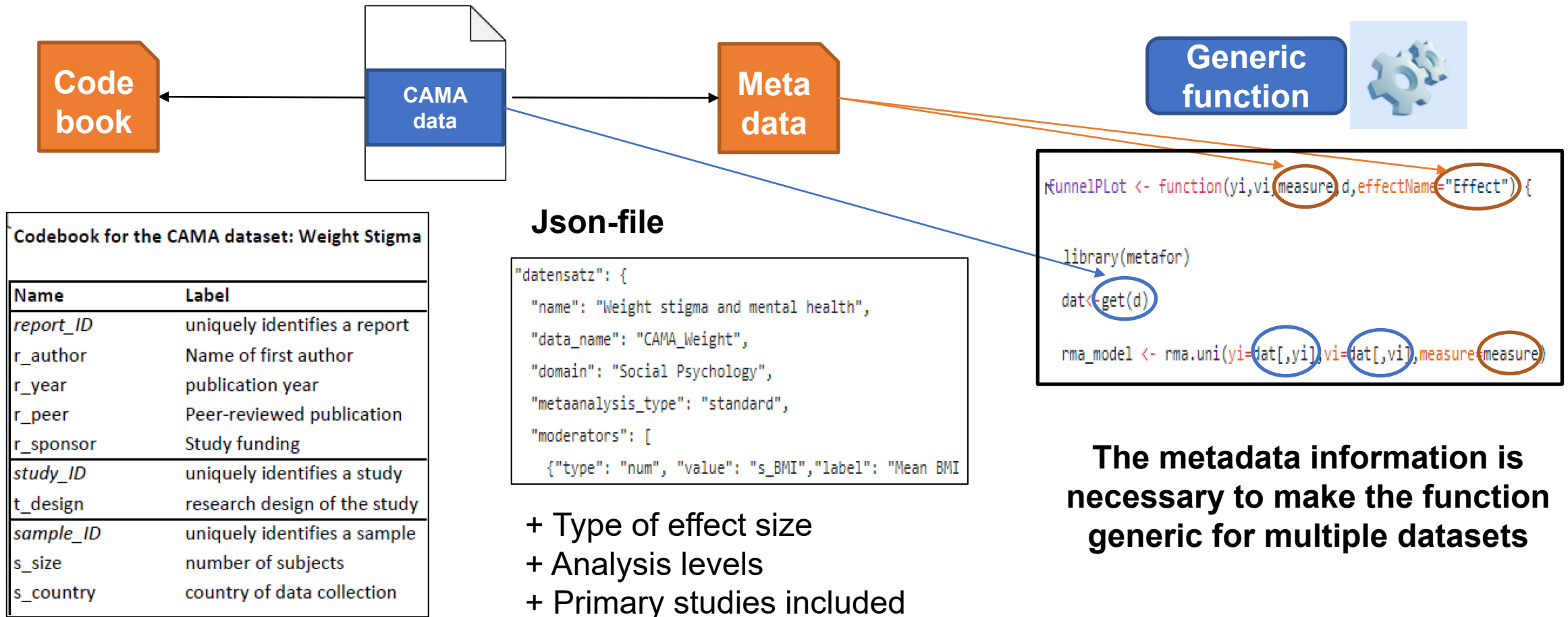
Stigma type	$r$	$k$	95% CI	$\sigma^2_1$	$\sigma^2_2$	$\rho$	Residual heterogeneity
Self-stigma	-.39***	222	[-.43, -.34]	.18	.12	.69	$Q(221) = 4,492.51***$
Public stigma	-.33***	241	[-.36, -.29]	.09	.12	.37	$Q(240) = 57,537.80**$
Structural stigma	-.028***	8	[-.37, -.19]	.08	.00	1.00	$Q(7) = 18.26**$
Implicit stigma	-.017***	11	[-.24, -.09]	.00	.00	.29	$Q(10) = 6.00$

*Note.* To investigate the exploratory Research Question 1, separate meta-analyses were conducted for the different types of weight stigma and mental health outcomes: for (1) self-stigma, (2) public stigma, (3) structural stigma, and (4) implicit stigma.  $r$  = Pearson's product moment correlation;  $k$  = number of effect sizes; CI = confidence interval;  $\sigma^2$  = variance within studies (Level 2);  $\sigma^2_2$  = variance between studies (Level 3);  $\rho$  = intraclass correlation coefficient. \*  $p < .05$ ; \*\*  $p < .01$ ; \*\*\*  $p < .001$ .

# Implementation in PsychOpen CAMA: Step 1



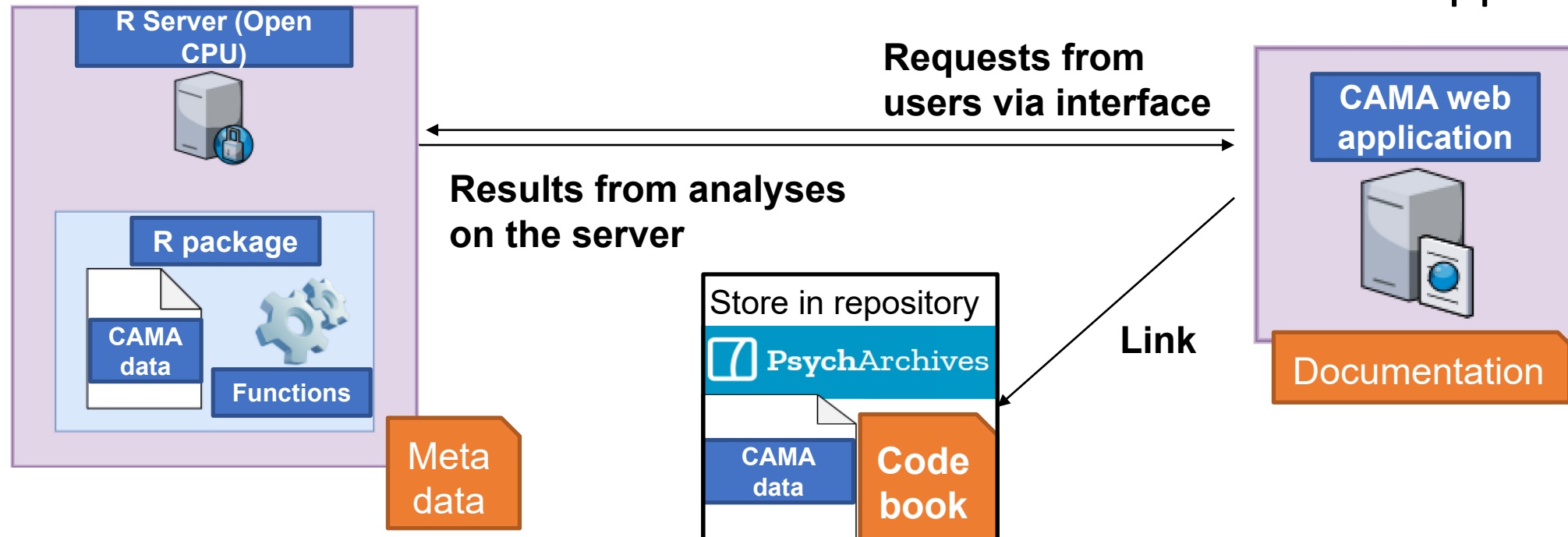
# Implementation in PsychOpen CAMA: Step 2



# Implementation in PsychOpen CAMA: Step 3

Data and metadata  
→ package

Documentation  
→ Webapp



# Replication in the webapp

→ Live Demonstration



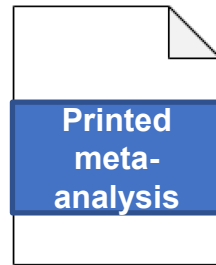
# Further Challenges

- Automation of data implementation and update
  - Relies on cooperation of the research community
  - Data submission via Submission Assistant in PsychArchives
  - Quality control needed!
- Implementation of further methodological approaches with different data structures
  - Network Meta-analysis
  - AD-IPD
  - MASEM

# Recommended further reading

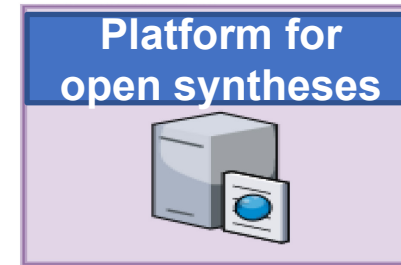
- Bastian, H., Glasziou, P., & Chalmers, I. (2010). Seventy-five trials and eleven systematic reviews a day: How will we ever keep up? *PLoS Medicine*, 7(9), e1000326. <https://doi.org/10.1371/journal.pmed.1000326>
- Burgard, T., Bosnjak, M., & Studtrucker, R. (2021). Community-Augmented Meta-Analyses (CAMAs) in Psychology. Potentials and Current Systems. *Zeitschrift für Psychologie*, 229, 15-23. <https://doi.org/10.1027/2151-2604/a000431>
- Burgard, T., Bosnjak, M., & Studtrucker, R. (under review). PsychOpen CAMA: Publication of Community-Augmented Meta-Analyses in Psychology. *Research Synthesis Methods*.
- Emmer, C., Bosnjak, M., & Mata, J. (2020). The association between weight stigma and mental health: A meta-analysis. *Obesity reviews* : an official journal of the International Association for the Study of Obesity, 21(1), e12935. <https://doi.org/10.1111/obr.12935>
- Haddaway, N. R. (2018). Open synthesis: On the need for evidence synthesis to embrace open science. *Environmental Evidence*, 7(1), 4–8. <https://doi.org/10.1186/s13750-018-0140-4>
- Tsuji, S., Bergmann, C., & Cristia, A. (2014). Community-augmented meta-analyses: Toward cumulative data assessment. *Perspectives on Psychological Science*, 9(6), 661–665. <https://doi.org/10.1177/1745691614552498>
- Viechtbauer, W. (2010). Conducting meta-analyses in R with the metafor package, *Journal of Statistical Software*, 36 (3), 1-48. <http://dx.doi.org/10.18637/jss.v036.i03>

# From static to dynamic meta-analyses



## Requirements:

Access to complete meta-analytic data & thorough documentation of methodology

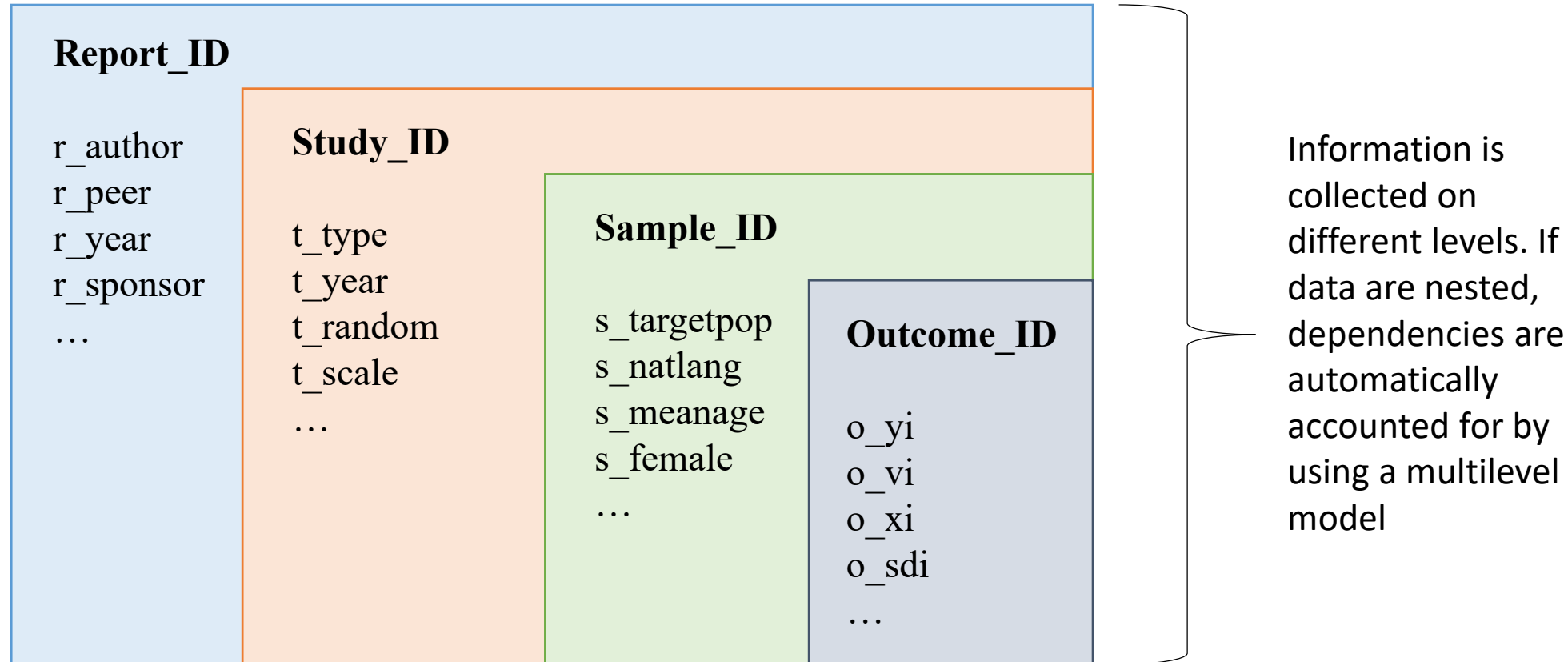


- **Fixed:** Interpretation and discussion of results under certain methodological assumptions and decisions
- **Static:** Overview on a research question at a certain point in time

- **Flexible**
  - Analyses can be replicated
  - Robustness of results can be checked by varying subjective decisions
- **Dynamic**
  - Data can be re-used for other analysis purposes
  - Data can be updated more efficiently and faster

Source: Haddaway (2018),  
Bastian, Glasziou, & Chalmers (2010)

# Data template



The naming of study outcomes and the type of effect size measure used in the meta-analysis (in the metadata) follows the metafor package (Viechtbauer, 2010). As we use this package as the basis for effect size calculation and most of the meta-analytic outputs, consistent naming makes life easier.

# Metadata

```
"datensatz": {  
  "name": "Weight stigma and mental health",  
  "data_name": "CAMA_Weight",  
  "domain": "Social Psychology",  
  "metaanalysis_type": "standard",  
  "moderators": [  
    {"type": "num", "value": "s_BMI", "label": "Mean BMI Sample"},  
    {"type": "num", "value": "s_meanage", "label": "Mean Age Sample"},  
    {"type": "num", "value": "s_female", "label": "Proportion of females"},  
    {"type": "cat", "value": "r_peer", "label": "Peer-reviewed"},  
    {"type": "cat", "value": "s_coping", "label": "Type of coping strategy"},  
    {"type": "cat", "value": "o_uvtype", "label": "Type of stigma assessed"},  
    {"type": "cat", "value": "o_avdomain", "label": "Type of mental health out  
  ],  
  "effect_strength": {  
    "label": "COR",  
    "variable_labels": [  
      {  
        "name": "pearson_r",  
        "data_label_yi": "o_ri",  
        "varianz_label_vi": "o_ri_var"  
      }  
    ]  
  },  
  "analysis_levels": [  
    "outcome_ID", "study_ID"  
  ]  
}
```

# Generic Function

```
funnelPlot <- function(yi,vi,measure,d,effectName="Effect") {  
  
  library(metafor)  
  library(metaviz)  
  
  dat<-get(d)  
  
  rma_model <- rma.uni(yi=dat[,yi],vi=dat[,vi],measure=measure)  
  RTest <- regtest(x=rma_model)  
  
  metafor::funnel(rma_model, yaxis="sei") # 'label'  
  metafor::funnel(rma_model, level=c(90, 95, 99), shade=c("white", "orange", "red"), refline=0, legend=TRUE)  
  
  return(RTest)  
}
```

# Synergy effects with other ZPID services

